



How to Enable Advertisement Mode in MinMoe Terminal

Title:	How to enable advertisement mode in MinMoe terminal (latest firmware version)	Version:	v1.0	Date:	28/01/2021
Product:	Access Control			Page:	1 of 2

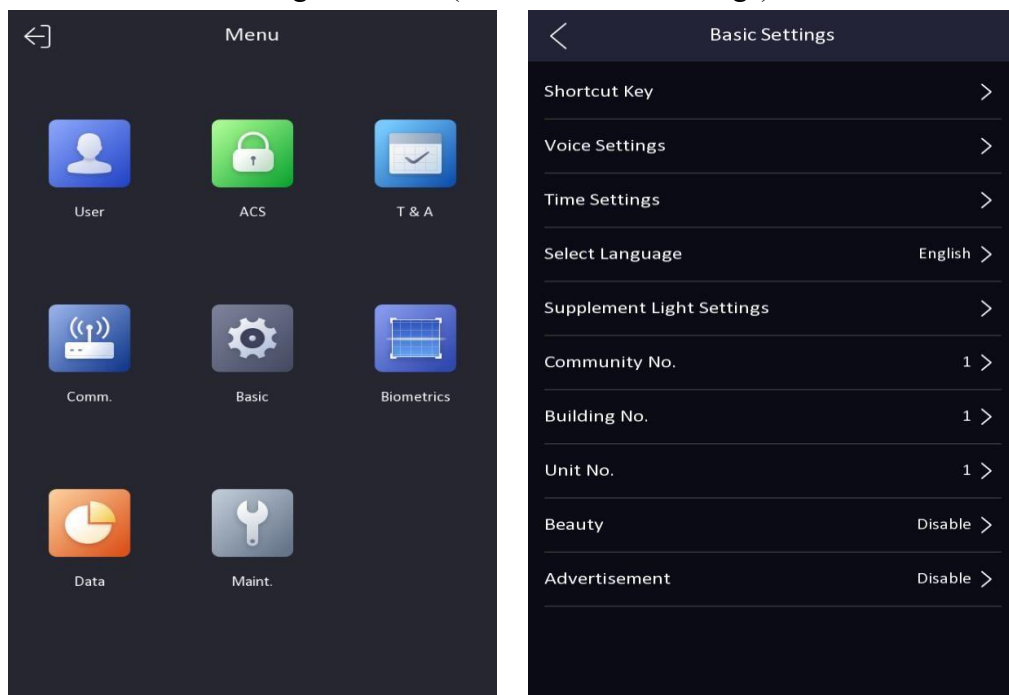
Preparation

This document displays guidance on how to enable advertisement mode in MinMoe access control terminal.

How to enable advertisement mode in MinMoe terminal (Latest firmware version)

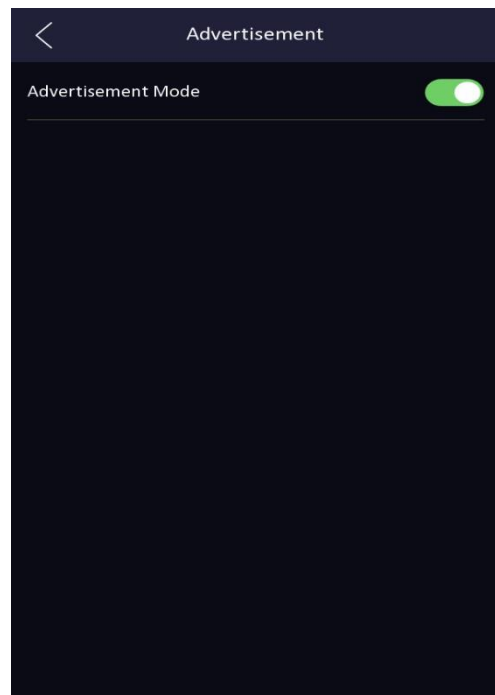
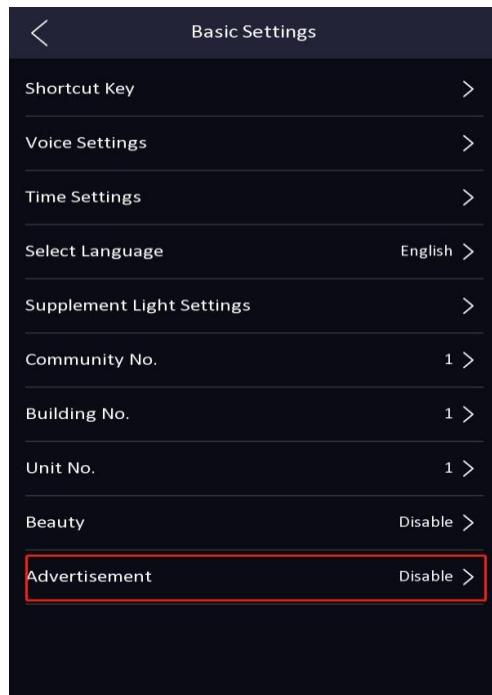
1. Enable advertisement function on the device

- 1) Long press the screen of device and then slide left (or right) to enter the menu.
- 2) Enter the Basic Settings interface (Menu → Basic Settings)




- 3) Enable advertisement mode

Title:	How to enable advertisement mode in MinMoe terminal (latest firmware version)	Version:	v1.0	Date:	28/01/2021
Product:	Access Control			Page:	2 of 2



2. The difference between the screen with advertisement and without advertisement





See Far, Go Further